

Distributed by  
**Raymarine**


Any reference to Raytheon or RTN in this manual should be interpreted as Raymarine. The names Raytheon and RTN are owned by the Raytheon Company.





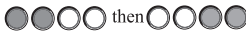


# ST60 Setup & Operation Cue Card

# SPEED

## Introduction

This cue card provides an illustrated quick reference guide to the operation and calibration features of the ST60 Speed instrument. Unless stated otherwise, all key presses are momentary.



<p><b>Illumination</b></p> <p><b>Enter Illumination Mode</b>   Hold down for 1 second</p> <p><b>Adjust</b>   Press repeatedly to cycle through settings</p>		
<p><b>Calibration</b></p>		
<p><b>User</b></p> <p>Speed Units                  Speed resolution                  Log Units                  Speed Calibration                  (SOG or Manual)                  Temperature Units                  Temperature Calibration                  Timer Beep (On/Off)                  Pop-up pilot (On/Off)</p> <p><b>User Calibration Mode</b>                    2 seconds</p>	<p><b>Intermediate</b></p> <p>Software Version                  Master/Repeater selection                  (Automatically Set)                  Speed Calibration (Auto)</p> <p><b>Intermediate Calibration Mode</b>                    4 seconds</p>	<p><b>Dealer</b></p> <p>User Calibration (On/Off)                  Speed response (fast/slow)                  VMG response (fast/slow)                  Boatshow Mode (On/Off)                  Factory Defaults (On/Off)</p> <p><b>Dealer Calibration Mode</b>   then                   12 seconds</p>
<p><b>Exit Calibration Mode and Save Changes</b>                    2 seconds</p>		