

Fenix FD40 Flashlight







Twist the light head to achieve the innovative combination of spotlight for long-distance viewing and floodlight for up-close illumination. With the latest Cree XP-L HI LED, Fenix FD40 features 1000-lumen maximum output and 300-meter maximum beam distance, which only from one 26650 or one 18650 Li-ion battery.

This ultra-compact flashlight is tripod mountable and the six output modes including strobe function can cover your lighting demands for photographing, searching and camping. The stainless steel side switch with lock-out function ensures FD40 against accidental activation.

- ✘ Uses Cree XP-L HI LED with a lifespan of 50,000 hours
- ✘ Powered by one 26650 or one 18650 rechargeable Li-ion battery
- ✘ 130mm (Length) x 32mm (Body) x 45mm (Head)
- ✘ 159 grams (excluding batteries)
- ✘ Advanced rotating variable-focus technology
- ✘ Standard tripod socket in the neck, serve as fill-in light the best
- ✘ Lock-out function against accidental activation
- ✘ Digitally regulated output maintains constant brightness
- ✘ Reverse polarity protection, to protect from improper battery installation
- ✘ Over-heat protection, automatically time-limited downshift from Turbo
- ✘ Stainless steel side switch for easy and fast operation
- ✘ Made of durable aircraft-grade aluminum
- ✘ Premium type III hard-anodized anti-abrasive finish
- ✘ High efficient lens with total reflective coating

Battery Replacement

Unscrew the tail cap to insert the battery with the anode side (+) toward the light's head, screw the tail cap back on.
Note: Please remove the battery holder first if uses 26650 battery.

ANSI/NEMA FL 1		General Mode					Strobe
		Turbo	High	Mid	Low	Eco	
 OUTPUT		1000 Lumens	570 Lumens	220 Lumens	70 Lumens	8 Lumens	570 Lumens
 RUNTIME	26650	2h25min*	5h5min	14h40min	49h45min	308h	/
	18650	1h45min*	3h30min	9h25min	28h35min	218h	
 DISTANCE	SPOT LIGHT	300m (Max)					
	FLOOD LIGHT	65m (Max)					
 INTENSITY	SPOT LIGHT	22500cd (Max)					
	FLOOD LIGHT	1050cd (Max)					
 IMPACT RESISTANCE		1m					
 WATERPROOF		IPX-8, underwater 2 m					
SPOT LIGHT	SPOT BEAM ANGLE	7.5°					
	SPILL BEAM ANGLE	40°					
FLOOD LIGHT	SPILL BEAM ANGLE	78°					
ACCESSORIES		Lanyard, holster, 18650 battery holder, spare O-ring					

Note: The above-mentioned parameters (lab-tested by using Fenix ARB-L4-4800 4800mAh 26650 rechargeable Li-ion batteries and ARB-L2-3400 3400mAh 18650 rechargeable Li-ion batteries) are approximate and may vary between flashlights, batteries and environments.
*Due to the protective setup of automatically turning to High from Turbo after working 3 minutes, the runtime of the Turbo brightness level is the accumulated time.

Operation Instruction

ON/OFF

Long press the side switch for 0.5 seconds to turn on/off the light.

Output Selection

With the light on, single-click the side switch to cycle through Eco -> Low -> Mid -> High -> Turbo.

Strobe

Even the light is off, long press the side switch for 1.2 seconds to enter Strobe mode, click the side switch again to return back to previously used brightness level in General mode.

Rotating Variable-focus Technology

The factory defaulted will be total floodlight, unscrew the light head counterclockwise to spotlight gradually, in spotlight state, screw the light head clockwise to floodlight gradually.

Lock-out Function

Lock: Long press the side switch for 3 seconds, the light will blink twice at Mid and then go out.

Unlock: When the light is off under locked state, long press the side switch for 3 seconds, the light will unlock and power on the previously used brightness level.

Note: In locked status, the light only responds unlocking operation, single-click the side switch, the light will blink twice at Low to remind the light is under locked state.

Over-heat Protection

The flashlight will accumulate a lot of heat when it is working at Turbo brightness level. When it works at Turbo for 3 minutes, the flashlight will automatically shift down the output to High to prevent the light from overheating. If the Turbo output is needed, please reset it again after 1 minute.

Intelligent Memory Circuit

The flashlight memorizes the last brightness level used in the General mode, the next time it is turned on, it will recall that previously used brightness level.

Battery Specifications

Type	Dimensions	Nominal Voltage	Usability	
Fenix ARB-L4 Series	26650	3.7V	Recommended	✓
Fenix ARB-L2 Series	18650	3.7V	Recommended	✓
Rechargeable Battery (Li-ion)	26650	3.7V	Cautious*	!
Rechargeable Battery (Li-ion)	18650	3.6V/3.7V	Cautious*	!

Warning: *Rechargeable Li-ion batteries are powerful cells designed for commercial applications and must be treated with caution and handled with care. Quality batteries with circuit protection will reduce the potential risk for combustion or explosion but cell damage or short circuiting are potential risks the user assumes.

Usage and Maintenance

- ⊖ Disassembling the sealed head can cause damage to the light and will void the warranty.
 - ⊖ Fenix recommends using excellent quality battery. If the flashlight will not be used for an extended period, remove the battery, or the flashlight could be damaged by electrolyte leakage or battery explosion.
 - ⊖ Unscrew the tail cap one-half turn or take out the battery to prevent accidental activation during storage or transportation.
 - ⊖ Continuous working at High brightness level, the light may activate over-heat protection or light beam trembling, to maintain normal status, please lower the brightness level to cool down the flashlight.
 - ⊖ Long-term use can result in O-ring wear. To maintain a proper water seal, replace the ring with an approved spare.
 - ⊖ Periodic cleaning of the battery contacts improves the flashlight's performance as dirty contacts may cause the flashlight to flicker, shine intermittently or even fail to illuminate for the following reasons:
Reason A: The batteries need replacing.
Solution: Replace batteries (Please confirm the correct installation of anode and cathode).
Reason B: The threads, PCB boards contact or other contacts are dirty.
Solution: Clean the contact points with a cotton swab soaked in rubbing alcohol.
 - ⊖ If the above methods don't work, please refer to the warranty policy before contacting your authorized distributor.
- Note: The routine cleaning video can be watched and downloaded through Fenix official website, please log onto the service channel -> "maintenance for light".

Product Warranty

Fenix will replace products with documented manufacturing defects within 15 days of purchase and repair a light free of charge within 5 years of purchase if problems develop with normal use; if repair is required after 5 years from the date of purchase, Fenix will charge for parts. The total repair fee is dictated by the cost of the replaced materials.

Product Registration

Fenix suggests you register your product on the official website for Fenixlight Limited (www.fenixlight.com). You can get an extra six-month warranty period once you have successfully registered. By participating in an optional customer survey, you are entered in a drawing for free Fenix products.

Warning

The flashlight is a high-intensity lighting device capable of causing eye damage to the user or others. Avoid shining the light directly into anyone's eyes.

FENIXLIGHT LIMITED

Tel: +86-755-29631163/83/93 Fax: +86-755-29631181
www.fenixlight.com E-mail: info@fenixlight.com
Address: 8F, 2nd Building, DongFangMing Industrial Center, 33rd District, Bao'an, Shenzhen 518133, China

